

23 - 24

HOWLAPALOOZA

✱ PARENT UNIVERSITY ✱



GOALS FOR THIS SESSION

ONE

LEARN HOW
TO ACCESS
MATERIALS
TO SUPPORT
YOUR
STUDENT

TWO

WHO DO I
CONTACT
FOR
ASSISTANCE
THROUGHOUT
THE YEAR?

THREE

LEARN
ABOUT OUR
CAMPUS
POLICIES
AND
PROCEDURES

FOUR

HOW CAN
YOU GET
INVOLVED?
PARENT
PACK AND
SAC

MEET OUR COYOTE ADMINISTRATORS & SCHOOL COUNSELORS



PRINCIPAL
MR. TIM LIGHT



MRS. NIEVES
6TH GRADE
MRS. BALFOUR



MRS. ROBERTS
7TH GRADE
MR. SHANBERG



MS. MELSHEIMER
8TH GRADE
MRS. MELSON



MEET OUR COYOTE DISCIPLINE ASSISTANTS



6TH GRADE

MR. WAKELY



7TH GRADE

MR. GASKINS



8TH GRADE

MRS. SANELA

STAY CONNECTED TO CCMS

PLEASE DON'T ASSUME THAT YOUR STUDENT WILL PRESENT OR COMMUNICATE ALL VITAL INFORMATION. HERE ARE A FEW WAYS THAT YOU CAN STAY CONNECTED AND INFORMED!

- SCHOOL CONNECT PHONE CALL & EMAIL EVERY FRIDAY
 - PLEASE LET THE OFFICE KNOW IF YOUR CONTACT INFORMATION CHANGES
- WEEKLY COMMUNITY HOWLER HUB
- DISTRICT AND SCHOOL WEBSITE
- SOCIAL MEDIA



CCMS.PASCO.K12.FL.US



TWITTER - @CYPRESSMIDDLE



INSTAGRAM - @CCMSCOYOTES



FACEBOOK - FACEBOOK.COM/CYPRESSCREEKMIDDLE/



STAY IN TOUCH & IN THE KNOW

- Make MyStudent your best friend!
 - Create a MyStudent/Parent Portal account to check grades, attendance, and discipline
 - Copy of printed directions for parents who have never set this up!
 - Pay fees through Rycor
- Contact Us page on ccms.pasco.k12.fl.us will give you access to all our staff emails
 - email your child's teacher with any questions or concerns
 - please allow 24 hours for response time
- Parent/Teacher Conferences available before, during, and after school based on teacher availability
- Access District and School Calendars through the website

YOUR STUDENT NEEDS YOU NOW MORE THAN EVER!

- **Attendance is one of the biggest indicators of overall success in middle school.**
 - Be present & on time!
 - Report an absence on the school website
- **Tardy Policy - 3-minute passing periods**
 - Mapping student schedules
- **Organization & Time Management**
 - Planners
 - Helpful color-coded classroom materials



HOW TO MAP A STUDENTS SCHEDULE

A helpful tip for incoming 6th graders on the first day of school!

Lunch A (11:09 - 11:39)

8 Classes

Course	Period - Teacher	Course Number	Section	Meeting Days	Room	Term
M/J LANG ARTS 1 ADV	Period 01 - 016 GIFT - Bruce Scott Braun	1001020Z	016 GIFT	MTWHF	03-321	Full Year
CODING FUNDAMENTALS - Part 1	Period 02 - S1 - 002 - Brian K Drexler	9009200Z	002	MTWHF	01-120	Semester 1
CODING FUNDAMENTALS - Part 2	Period 02 - S2 - 006 - Brian K Drexler	90092000	006	MTWHF	01-120	Semester 2
M/J ACCEL MATH GR 7	Period 03 - 005 - Christopher Kevin Harris	1205050Z	005	MTWHF	03-218	Full Year
M/J US HIST ADV	Period 04 - 002 GIFT - Alexis G Bailey	2100020Z	002 GIFT	MTWHF	03-322	Full Year
M/J COMPRES C1 ACCHON	Period 05 - 003 - Kaitlin Renee Haslam	2002055Z	003	MTWHF	03-114	Full Year
M/J HEALTH GR 6S CP	Period 06 - S1 - 015 - Frank A Alagna	0800035Z	015	MTWHF	01-203	Semester 1
M/J FITNESS GRADE 6	Period 06 - S2 - 003 - Frank A Alagna	1508000Z	003	MTWHF	GYM	Semester 2





SUPPORT AT HOME

REINFORCE BEING KIND!

NUTRITION / EXERCISE

DRINKING PLENTY WATER AND
PRACTICING HEALTHY HABITS

REST

ENOUGH HOURS OF SLEEP

FUN/ SOCIAL SUPPORT

ALLOWING TIME WITH FRIENDS,
POSITIVE ROLE MODELS

SUPPORT SYSTEMS - AT SCHOOL

We want all of our students to be successful,
here are some of the supports that we offer:

- **Academic Support**

- Extended period once a week in all classes
- NJHS After-School Tutoring is available once a week
- Credit Recovery Plan

- **Social/Emotional Support**

- School Counselor, School Nurse, School Social Worker, School Psychologist, SRO, Academic Coach, Discipline Mentor, Parent Pack, Pack Leaders, and Teachers



CAR LOOP PROCEDURES

STUDENT DROP OFF

-STUDENTS CAN BE DROPPED OFF IN THE CAR LOOP IN THE MORNING 20 MINUTES BEFORE SCHOOL BEGINS (7:50 AM)

-MAKE SURE TO MAKE TWO LINES AND PULL ALL THE WAY UP TO THE FRONT OF THE LINE BEFORE YOUR CHILD LEAVES THE VEHICLE

-WAIT FOR THE WHISTLE TO HAVE YOUR CHILD EXIT THE VEHICLE OR MOVE FORWARD, WE ARE YOUR EYES!

STUDENT PICK UP

-TWO LINES RUNNING AT THE SAME TIME IN THE AFTERNOON


-COMMUNICATE WITH YOUR CHILD THE CAR YOU'LL BE PICKING THEM UP IN, THEY WILL BE DISMISSED TO WAIT UNDER THE AWNING (UNLESS THERE IS INCLEMENT WEATHER)

-STUDENTS ARE NOT PERMITTED TO CROSS THE PARKING LOT FOR SAFETY REASONS.

STUDENT BUS LOOP PROCEDURES

- STUDENTS WILL BE DISMISSED IN 3 WAVES THE LAST 2 WILL BE FOR BUSES.
 - WAVE 2: BUSSES THAT HAVE ARRIVED (LISTED AND ANNOUNCED)
 - WAVE 3: LATE BUSSES TO THE CAFETERIA
- WHEN STUDENTS ARRIVE AT THE BUS LOOP, THEY CAN LOOK FOR THEIR BUS OR ASK AN ADULT WITH A BUS ROSTER FOR THE LOCATION OF THEIR BUS. BUSES ARE SET UP IN TWO LINES, SO STUDENTS NEED TO LOOK CAREFULLY IF THEY DO NOT ASK AN ADULT
- STUDENTS ARE NOT ALLOWED TO USE THE CROSSWALK AT THE BUS LOOP BECAUSE IT IS A SAFETY CONCERN FOR STUDENTS TO WALK IN FRONT OF THE SCHOOL BUSES
- STUDENTS HAVE ROUGHLY 10 MINUTES (AFTER THE FIRST WEEK OF SCHOOL) TO BE ON THEIR BUS BEFORE THE BUSES ARE DISMISSED TO ROLL OUT.
 - IF STUDENTS MISS THEIR BUS, A PARENT WILL BE REQUIRED TO COME AND PICK THEM UP.

BELL SCHEDULE

			Monday	Tuesday	Wednesday	Thursday	Friday
Period 1			8:10 AM - 9:20 AM	8:10 AM - 9:00 AM	8:10 AM - 9:00 AM	8:10 AM - 9:00 AM	8:10 AM - 9:00 AM
Period 2			9:23 AM - 10:13 AM	9:03 AM - 10:13 AM	9:03 AM - 9:53 AM	9:03 AM - 9:53 AM	9:03 AM - 9:53 AM
Period 3			10:16 AM - 11:06 AM	10:16 AM - 11:06 AM	9:56 AM - 11:06 AM	9:56 AM - 10:46 AM	9:56 AM - 10:46 AM
Period 4 / Lunches			11:09 AM - 12:43 PM A 11:09 AM - 11:39 AM B 11:41 AM - 12:11 PM C 12:13 PM - 12:43 PM	11:09 AM - 12:43 PM A 11:09 AM - 11:39 AM B 11:41 AM - 12:11 PM C 12:13 PM - 12:43 PM	11:09 AM - 12:43 PM A 11:09 AM - 11:39 AM B 11:41 AM - 12:11 PM C 12:13 PM - 12:43 PM	10:49 - 12:23 PM A 10:49 AM - 11:19 AM B 11:21 AM - 11:51 AM C 11:53 AM - 12:23 PM	10:49 - 12:23 PM A 10:49 AM - 11:19 AM B 11:21 AM - 11:51 AM C 11:53 AM - 12:23 PM
Period 5			12:46 PM - 1:36 PM	12:46 PM - 1:36 PM	12:46 PM - 1:36 PM	12:26 PM - 1:36 PM	12:26 PM - 1:16 PM
Period 6			1:39 PM - 2:30 PM	1:39 PM - 2:30 PM	1:39 PM - 2:30 PM	1:39 PM - 2:30 PM	1:19 PM - 2:30 PM

6th Graders will have A Lunch

Cypress Creek Middle School Dress Code Policy

These guidelines are in effect while on any District School Board of Pasco County school or campus, at any school function or on any school-sponsored transportation.

- Students must wear clothing that has fabric on the front, back, and sides.
- Shirts must have straps and extend to the waist.
- Fabric covering chests, genitals and buttocks must be opaque.
- Clothing must be suitable for all scheduled classroom activities.
- Specialized courses may require specialized attire, such as sports uniforms or safety gear.

The following types of clothing, items, accessories and apparel are considered inappropriate for the school environment:

- Any clothing that exposes underwear, body parts and/or skin in an indecent manner.
- Any clothing that depicts profanity, drugs or alcohol, violent images or vulgarity in any form.
- Any clothing that depicts gang-related images, indicates gang affiliation, or antisocial group affiliation.
- Wallet chains, spiked jewelry, dog collars or similar items.
- Pajamas or costumes (unless approved by school administration for special events, etc.)
- Hats, bandanas or head coverings (unless preapproved administratively for medical, religious reasons and/or for special school activities)

CONSEQUENCES FOR VIOLATION

1 WARNING

Change Clothing
Referral Written (1K)
Parent Phone Call

2 SATURDAY DETENTION

Change Clothing
Referral Written (1K)
Parent Phone Call

3 COYOTE CREED

Change Clothing
Referral Written (2R)
Parent Phone Call

4 2 DAYS OF OSS

Change Clothing
Referral Written (2R)
Parent Phone Call

WIRELESS COMMUNICATION DEVICE (WCD) POLICY

GRADES 6 THROUGH 8 –
STUDENTS IN GRADES 6 THROUGH 8 ARE ENCOURAGED TO LEAVE THEIR WCDs AT HOME. STUDENTS WHO BRING WCDs TO SCHOOL MUST ENSURE THAT THEY REMAIN IN SILENT MODE AND COMPLETELY OUT OF VIEW FOR THE ENTIRE SCHOOL DAY EXCEPT FOR THE STUDENT'S LUNCH PERIOD OR AS EXPRESSLY AUTHORIZED BY THE CLASSROOM TEACHER FOR A SPECIFIC INSTRUCTIONAL ACTIVITY

USING A WCD TO CAPTURE, RECORD AND/OR TRANSMIT AUDIO AND/OR PICTURES/VIDEO OF AN INDIVIDUAL WITHOUT PROPER CONSENT IS CONSIDERED AN INVASION OF PRIVACY AND IS NOT PERMITTED. **STUDENTS WHO VIOLATE THIS PROVISION AND/OR USE A WCD TO VIOLATE THE PRIVACY RIGHTS OF ANOTHER PERSON MAY HAVE THEIR WCD CONFISCATED AND HELD UNTIL THE END OF THE SCHOOL DAY OR UNTIL A PARENT/GUARDIAN PICKS IT UP.**

WCDs ARE DEFINED AS:


COMPUTERS
LAPTOPS
TABLETS
ELECTRONIC READERS
CELL PHONES
TELEPHONES
SMARTPHONES
BEEPERS
PAGERS
SMARTWATCHES AND/OR SIMILAR DEVICES

CCMS Consequences for violating WCD Policy

Disciplinary Infraction	Disciplinary Action(s)
1. N/A	Turn device in at student services, warning, & returned to student at end of the day
2. 1I Referral - Unauthorized possession of WCD	Turn device in at student services, parent phone call, After School Detention (38), & parent pick-up of device(s)
3. 1I Referral - Unauthorized possession of WCD	Turn device in at student services, parent phone call, Saturday Detention (38), & parent pick-up of device(s)
4. 2R Referral - Defiance	Turn device in at student services, parent phone call, Coyote Creed (49), Loss of Privileges (34), & parent pick-up of device(s)
5. 2R Referral - Defiance	Turn device in at student services, parent phone call, 2 Days OSS (44), & parent pick-up of device(s)

**CYPRESS
CREEK**

CYPRESS CREEK MIDDLE SCHOOL




Report an Incident



HOW TO GET INVOLVED!

- **Apply to be a volunteer!**

- Go to the district website (pasco.k12.fl.us)
- Select the 'Parents' tab
- Click 'Volunteers' and complete the volunteer application
- New volunteer application must be processed each year



SCAN ME

HOW TO GET INVOLVED!

- **Apply to be a volunteer!**

- Go to the district website (pasco.k12.fl.us)
- Select the 'Parents' tab
- Click 'Volunteers' and complete the volunteer application
- New volunteer application must be processed each year

- **Parent Pack**

- Orientation TBA



SCAN ME

HOW TO GET INVOLVED!

- **Apply to be a volunteer!**

- Go to the district website (pasco.k12.fl.us)
- Select the 'Parents' tab
- Click 'Volunteers' and complete the volunteer application
- New volunteer application must be processed each year

- **Parent Pack**

- Orientation TBA

- **School Advisory Council**

- Scan QR Code to nominate or sign up



HOW CAN MY STUDENT GET INVOLVED?

- SPORTS
- SPECIAL EVENTS AT SCHOOL (RED RIBBON WEEK, DANCES, ACADEMIC CELEBRATIONS)
- SCHOOL PLAYS
- STUDENT GOVERNMENT (SGA)
- SCHOOL ADVISORY COUNCIL (SAC)
- NATIONAL JUNIOR HONOR SOCIETY (NJHS)
- VOLUNTEER OPPORTUNITIES – SPECIAL OLYMPICS, COYOTE CLEAN-UP



GET INVOLVED - SPORTS

6th graders can try out for all sports!

Football - (8/14 - 8/16 2:30-5:00 PM)

Cheer - (8/14 - 8/16 2:30-5:00 PM)

Volleyball - (8/14 - 8/16 2:30-5:00 PM)

**** Paperwork Required by August 10th on athleticclearance.com ****

Basketball - (TBA)

Soccer - (TBA)

Track - (TBA)



MEET THE TEACHER

- Friday, August 4, 2023, 12 pm - 3 pm
- Meet teachers, get supply lists, tour the school, etc.
- Food and Nutrition Services (FNS QR Code)
- Transportation
- Buy Coyote Swag

LOCKERS

- Hallway lockers are \$10 / P.E. Lockers are \$5
- Available for purchase on Rycor (MyStudent/Parent Portal)
- Students who pay will be assigned lockers the second week of school
- Pack Leaders will assist with 6th grade lockers, when assigned



CONTACT INFORMATION

Kayla Nieves – AP
knieves@pasco.k12.fl.us

Kaley Balfour – Counselor
kbalfour@pasco.k12.fl.us

Joe Wakely – Discipline IA
jwakely@pasco.k12.fl.us

